


Syma50 Customizable + Syma16



El tirador de perfil **Syma50** ofrece la opción de personalización insertando una lámina decorativa para conseguir tanto un acabado homogéneo entre tirador y frente como un contraste entre ambos.

Syma50 Profile Handle can be customized by inserting a decorative laminate with the purpose of matching the color of the handle with the door or on the contrary, to create a contrast.


Acabados | Finishes



35
Plata Mate
Matt silver




50
Inox Mate - Champagne
Matt Inox - Champagne



52 | 52M
Negro Brillo | Negro Mate
Gloss Black | Matt Black



60
Antracita
Anthracite



01 | 01M
Blanco Brillo | Blanco Mate
Gloss White | Matt White

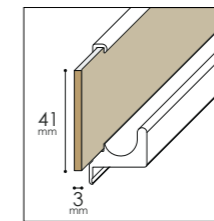
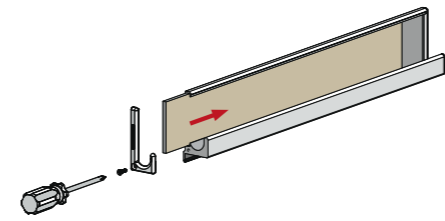


70M
Oro Mate
Matt Gold

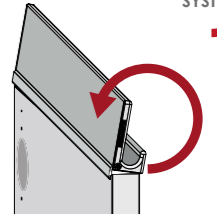
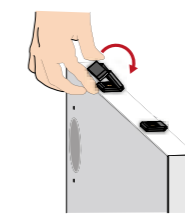
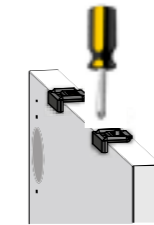
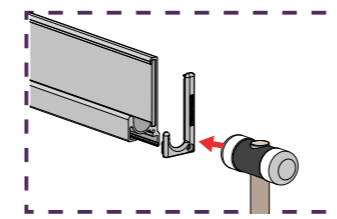


04
Efecto Cromo
Chrome effect

Personalización | Customization



CLIP-SYSTEM Instalación | Installation



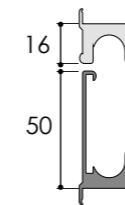
Por componentes | In parts - DIY



Tablero \geq 16 mm (5/8 in)
(L1) 2950 mm
(L2) 2670 mm (105 1/8 in)

Board \geq 16 mm (5/8 in)
(L1) 2950 mm
(L2) 2670 mm (105 1/8 in)

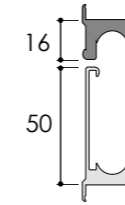
Syma50 Customizable Perfil | Profile



Pareja terminales (L+R) + Clips + tornillos Pair end caps (L+R)+ Clips + screws



Syma16 Perfil | Profile



Pareja terminales (L+R) + Clips + tornillos Pair end caps (L+R)+ Clips + screws



Tirador a medida | Custom-Made Handle


L? Solicite medida exacta
Ask for exact length



Syma50 Customizable



Syma16



ESP



¿Cómo hacer tu pedido?
How to place your order?

ENG

